

2017

AP[®]

CollegeBoard

AP Physics 1: Algebra-Based Free-Response Questions

AP[®] PHYSICS 1 TABLE OF INFORMATION

CONSTANTS AND CONVERSION FACTORS	
Proton mass, $m_p = 1.67 \times 10^{-27}$ kg Neutron mass, $m_n = 1.67 \times 10^{-27}$ kg Electron mass, $m_e = 9.11 \times 10^{-31}$ kg Speed of light, $c = 3.00 \times 10^8$ m/s	Electron charge magnitude, $e = 1.60 \times 10^{-19}$ C Coulomb's law constant, $k = 1/4\pi\epsilon_0 = 9.0 \times 10^9$ N·m ² /C ² Universal gravitational constant, $G = 6.67 \times 10^{-11}$ m ³ /kg·s ² Acceleration due to gravity at Earth's surface, $g = 9.8$ m/s ²

UNIT SYMBOLS	meter, m	kelvin, K	watt, W	degree Celsius, °C
	kilogram, kg	hertz, Hz	coulomb, C	
	second, s	newton, N	volt, V	
	ampere, A	joule, J	ohm, Ω	

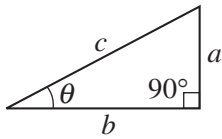
PREFIXES		
Factor	Prefix	Symbol
10^{12}	tera	T
10^9	giga	G
10^6	mega	M
10^3	kilo	k
10^{-2}	centi	c
10^{-3}	milli	m
10^{-6}	micro	μ
10^{-9}	nano	n
10^{-12}	pico	p

VALUES OF TRIGONOMETRIC FUNCTIONS FOR COMMON ANGLES							
θ	0°	30°	37°	45°	53°	60°	90°
$\sin \theta$	0	1/2	3/5	$\sqrt{2}/2$	4/5	$\sqrt{3}/2$	1
$\cos \theta$	1	$\sqrt{3}/2$	4/5	$\sqrt{2}/2$	3/5	1/2	0
$\tan \theta$	0	$\sqrt{3}/3$	3/4	1	4/3	$\sqrt{3}$	∞

The following conventions are used in this exam.

- I. The frame of reference of any problem is assumed to be inertial unless otherwise stated.
- II. Assume air resistance is negligible unless otherwise stated.
- III. In all situations, positive work is defined as work done on a system.
- IV. The direction of current is conventional current: the direction in which positive charge would drift.
- V. Assume all batteries and meters are ideal unless otherwise stated.

AP[®] PHYSICS 1 EQUATIONS

MECHANICS	ELECTRICITY
$v_x = v_{x0} + a_x t$ $x = x_0 + v_{x0} t + \frac{1}{2} a_x t^2$ $v_x^2 = v_{x0}^2 + 2a_x(x - x_0)$ $\vec{a} = \frac{\sum \vec{F}}{m} = \frac{\vec{F}_{net}}{m}$ $ \vec{F}_f \leq \mu \vec{F}_n $ $a_c = \frac{v^2}{r}$ $\vec{p} = m\vec{v}$ $\Delta\vec{p} = \vec{F} \Delta t$ $K = \frac{1}{2} m v^2$ $\Delta E = W = F_{\parallel} d = F d \cos \theta$ $P = \frac{\Delta E}{\Delta t}$ $\theta = \theta_0 + \omega_0 t + \frac{1}{2} \alpha t^2$ $\omega = \omega_0 + \alpha t$ $x = A \cos(2\pi f t)$ $\vec{\alpha} = \frac{\sum \vec{\tau}}{I} = \frac{\vec{\tau}_{net}}{I}$ $\tau = r_{\perp} F = r F \sin \theta$ $L = I \omega$ $\Delta L = \tau \Delta t$ $K = \frac{1}{2} I \omega^2$ $ \vec{F}_s = k \vec{x} $ $U_s = \frac{1}{2} k x^2$ $\rho = \frac{m}{V}$	$a = \text{acceleration}$ $A = \text{amplitude}$ $d = \text{distance}$ $E = \text{energy}$ $f = \text{frequency}$ $F = \text{force}$ $I = \text{rotational inertia}$ $K = \text{kinetic energy}$ $k = \text{spring constant}$ $L = \text{angular momentum}$ $\ell = \text{length}$ $m = \text{mass}$ $P = \text{power}$ $p = \text{momentum}$ $r = \text{radius or separation}$ $T = \text{period}$ $t = \text{time}$ $U = \text{potential energy}$ $V = \text{volume}$ $v = \text{speed}$ $W = \text{work done on a system}$ $x = \text{position}$ $y = \text{height}$ $\alpha = \text{angular acceleration}$ $\mu = \text{coefficient of friction}$ $\theta = \text{angle}$ $\rho = \text{density}$ $\tau = \text{torque}$ $\omega = \text{angular speed}$ $\Delta U_g = m g \Delta y$ $T = \frac{2\pi}{\omega} = \frac{1}{f}$ $T_s = 2\pi \sqrt{\frac{m}{k}}$ $T_p = 2\pi \sqrt{\frac{\ell}{g}}$ $ \vec{F}_g = G \frac{m_1 m_2}{r^2}$ $\vec{g} = \frac{\vec{F}_g}{m}$ $U_G = -\frac{G m_1 m_2}{r}$
	$ \vec{F}_E = k \left \frac{q_1 q_2}{r^2} \right $ $I = \frac{\Delta q}{\Delta t}$ $R = \frac{\rho \ell}{A}$ $I = \frac{\Delta V}{R}$ $P = I \Delta V$ $R_s = \sum_i R_i$ $\frac{1}{R_p} = \sum_i \frac{1}{R_i}$ $A = \text{area}$ $F = \text{force}$ $I = \text{current}$ $\ell = \text{length}$ $P = \text{power}$ $q = \text{charge}$ $R = \text{resistance}$ $r = \text{separation}$ $t = \text{time}$ $V = \text{electric potential}$ $\rho = \text{resistivity}$
	WAVES $\lambda = \frac{v}{f}$ $f = \text{frequency}$ $v = \text{speed}$ $\lambda = \text{wavelength}$
	GEOMETRY AND TRIGONOMETRY <div style="display: flex; justify-content: space-between;"> <div style="width: 45%;"> <p>Rectangle $A = bh$</p> <p>Triangle $A = \frac{1}{2} bh$</p> <p>Circle $A = \pi r^2$ $C = 2\pi r$</p> <p>Rectangular solid $V = \ell wh$</p> <p>Cylinder $V = \pi r^2 \ell$ $S = 2\pi r \ell + 2\pi r^2$</p> <p>Sphere $V = \frac{4}{3} \pi r^3$ $S = 4\pi r^2$</p> </div> <div style="width: 45%;"> <p>$A = \text{area}$ $C = \text{circumference}$ $V = \text{volume}$ $S = \text{surface area}$ $b = \text{base}$ $h = \text{height}$ $\ell = \text{length}$ $w = \text{width}$ $r = \text{radius}$</p> <p>Right triangle $c^2 = a^2 + b^2$ $\sin \theta = \frac{a}{c}$ $\cos \theta = \frac{b}{c}$ $\tan \theta = \frac{a}{b}$</p> </div> </div> <div style="text-align: right; margin-top: 10px;">  </div>

2017 AP[®] PHYSICS 1 FREE-RESPONSE QUESTIONS

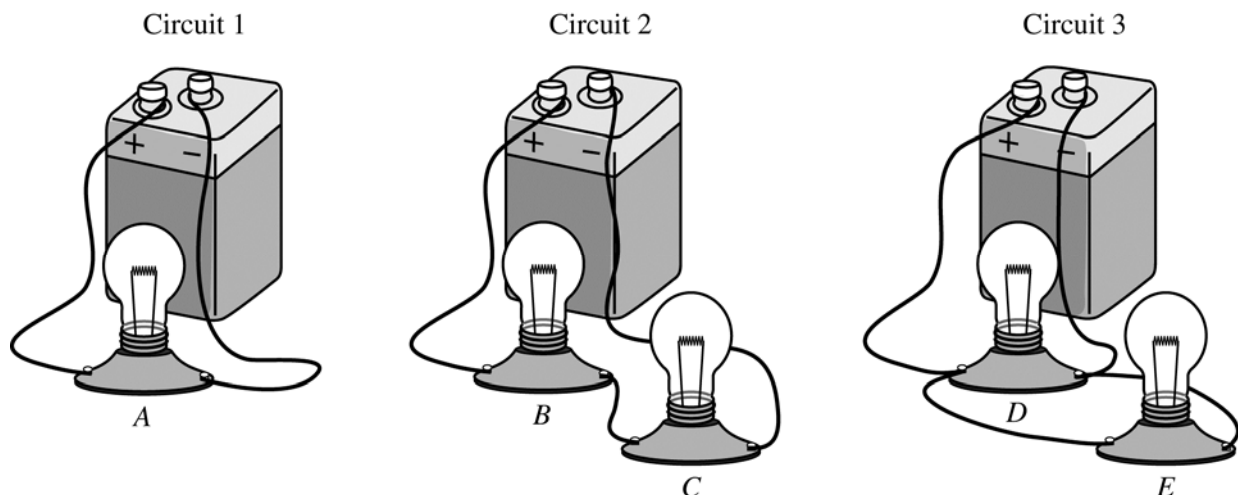
PHYSICS 1

Section II

5 Questions

Time—90 minutes

Directions: Questions 1, 4, and 5 are short free-response questions that require about 13 minutes each to answer and are worth 7 points each. Questions 2 and 3 are long free-response questions that require about 25 minutes each to answer and are worth 12 points each. Show your work for each part in the space provided after that part.



1. (7 points, suggested time 13 minutes)

In the three circuits shown above, the batteries are all identical, and the lightbulbs are all identical. In circuit 1 a single lightbulb is connected to the battery. In circuits 2 and 3, two lightbulbs are connected to the battery in different ways, as shown. The lightbulbs are labeled A–E.

- (a) Rank the magnitudes of the potential differences across lightbulbs A, B, C, D, and E from largest to smallest. If any lightbulbs have the same potential difference across them, state that explicitly.

Ranking:

Briefly explain how you determined your ranking.

- (b) The batteries all start with an identical amount of usable energy and are all connected to the lightbulbs in the circuits at the same time.

In which circuit will the battery run out of usable energy first?

___ Circuit 1 ___ Circuit 2 ___ Circuit 3

In which circuit will the battery run out of usable energy last?

___ Circuit 1 ___ Circuit 2 ___ Circuit 3

In a clear, coherent paragraph-length response that may also contain equations and drawings, explain your reasoning.

2017 AP[®] PHYSICS 1 FREE-RESPONSE QUESTIONS

2. (12 points, suggested time 25 minutes)

A student wants to determine the coefficient of static friction between a long, flat wood board and a small wood block.

- (a) Describe an experiment for determining the coefficient of static friction between the wood board and the wood block. Assume equipment usually found in a school physics laboratory is available.
- Draw a diagram of the experimental setup of the board and block. In your diagram, indicate each quantity that would be measured and draw or state what equipment would be used to measure each quantity.
 - Describe the overall procedure to be used, including any steps necessary to reduce experimental uncertainty. Give enough detail so that another student could replicate the experiment.
- (b) Derive an equation for the coefficient of static friction in terms of quantities measured in the procedure from part (a).

A physics class consisting of six lab groups wants to test the hypothesis that the coefficient of static friction between the board and the block equals the coefficient of kinetic friction between the board and the block. Each group determines the coefficients of kinetic and static friction between the board and the block. The groups' results are shown below, with the class averages indicated in the bottom row.

Lab Group Number	Coefficient of Kinetic Friction	Coefficient of Static Friction
1	0.45	0.54
2	0.46	0.52
3	0.42	0.56
4	0.43	0.55
5	0.74	0.23
6	0.44	0.54
Average	0.49	0.49

- (c) Based on these data, what conclusion should the students make about the hypothesis that the coefficients of static and kinetic friction are equal?

_____ The static and kinetic coefficients are equal.

_____ The static and kinetic coefficients are not equal.

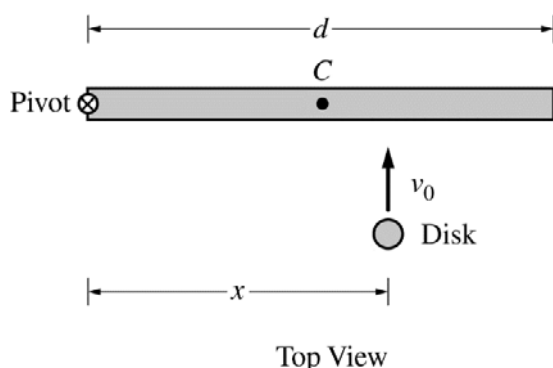
Briefly justify your reasoning.

- (d) A metal disk is glued to the top of the wood block. The mass of the block-disk system is twice the mass of the original block. Does the coefficient of static friction between the bottom of the block and the board increase, decrease, or remain the same when the disk is added to the block?

_____ Increase _____ Decrease _____ Remain the same

Briefly state your reasoning.

2017 AP[®] PHYSICS 1 FREE-RESPONSE QUESTIONS



3. (12 points, suggested time 25 minutes)

The left end of a rod of length d and rotational inertia I is attached to a frictionless horizontal surface by a frictionless pivot, as shown above. Point C marks the center (midpoint) of the rod. The rod is initially motionless but is free to rotate around the pivot. A student will slide a disk of mass m_{disk} toward the rod with velocity v_0 perpendicular to the rod, and the disk will stick to the rod a distance x from the pivot. The student wants the rod-disk system to end up with as much angular speed as possible.

- (a) Suppose the rod is much more massive than the disk. To give the rod as much angular speed as possible, should the student make the disk hit the rod to the left of point C , at point C , or to the right of point C ?

To the left of C At C To the right of C

Briefly explain your reasoning without manipulating equations.

- (b) On the Internet, a student finds the following equation for the postcollision angular speed ω of the rod in this situation: $\omega = \frac{m_{\text{disk}} x v_0}{I}$. Regardless of whether this equation for angular speed is correct, does it agree with your qualitative reasoning in part (a)? In other words, does this equation for ω have the expected dependence as reasoned in part (a)?

Yes No

Briefly explain your reasoning without deriving an equation for ω .

- (c) Another student deriving an equation for the postcollision angular speed ω of the rod makes a mistake and comes up with $\omega = \frac{I x v_0}{m_{\text{disk}} d^4}$. Without deriving the correct equation, how can you tell that this equation is not plausible—in other words, that it does not make physical sense? Briefly explain your reasoning.

2017 AP[®] PHYSICS 1 FREE-RESPONSE QUESTIONS

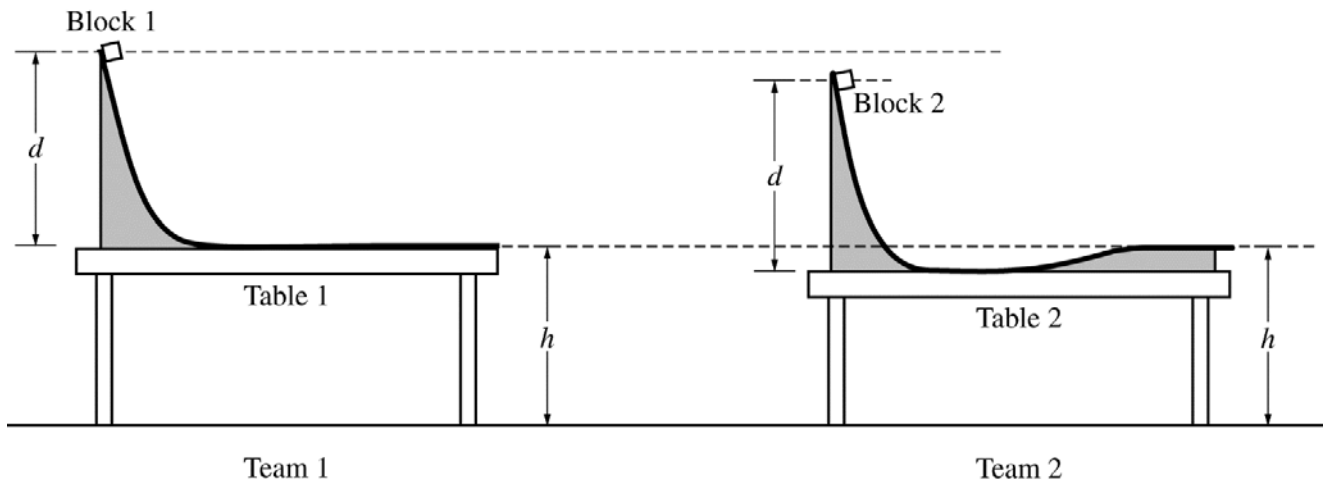
For parts (d) and (e), do NOT assume that the rod is much more massive than the disk.

- (d) Immediately before colliding with the rod, the disk's rotational inertia about the pivot is $m_{\text{disk}} x^2$ and its angular momentum with respect to the pivot is $m_{\text{disk}} v_0 x$. Derive an equation for the postcollision angular speed ω of the rod. Express your answer in terms of d , m_{disk} , I , x , v_0 , and physical constants, as appropriate.
- (e) Consider the collision for which your equation in part (d) was derived, except now suppose the disk bounces backward off the rod instead of sticking to the rod. Is the postcollision angular speed of the rod when the disk bounces off it greater than, less than, or equal to the postcollision angular speed of the rod when the disk sticks to it?

_____ Greater than _____ Less than _____ Equal to

Briefly explain your reasoning.

2017 AP[®] PHYSICS 1 FREE-RESPONSE QUESTIONS



4. (7 points, suggested time 13 minutes)

A physics class is asked to design a low-friction slide that will launch a block horizontally from the top of a lab table. Teams 1 and 2 assemble the slides shown above and use identical blocks 1 and 2, respectively. Both slides start at the same height d above the tabletop. However, team 2's table is lower than team 1's table. To compensate for the lower table, team 2 constructs the right end of the slide to rise above the tabletop so that the block leaves the slide horizontally at the same height h above the floor as does team 1's block (see figure above).

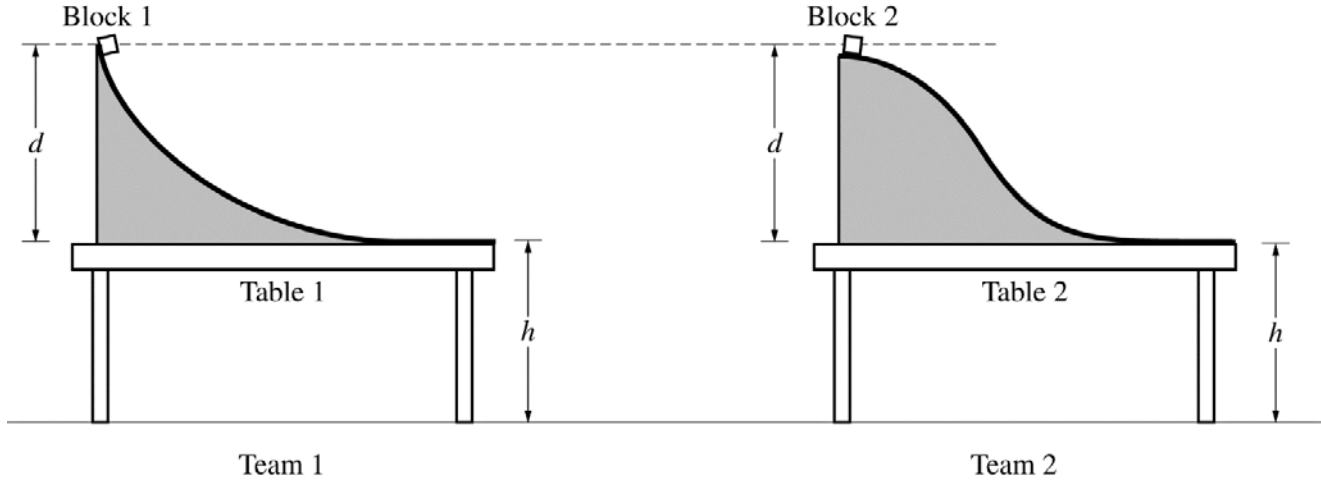
(a) Both blocks are released from rest at the top of their respective slides. Do block 1 and block 2 land the same distance from their respective tables?

Yes No

Justify your answer.

2017 AP[®] PHYSICS 1 FREE-RESPONSE QUESTIONS

In another experiment, teams 1 and 2 use tables and low-friction slides with the same height. However, the two slides have different shapes, as shown below.



(b) Both blocks are released from rest at the top of their respective slides at the same time.

i. Which block, if either, lands farther from its respective table?

___ Block 1 ___ Block 2 ___ The two blocks land the same distance from their respective tables.

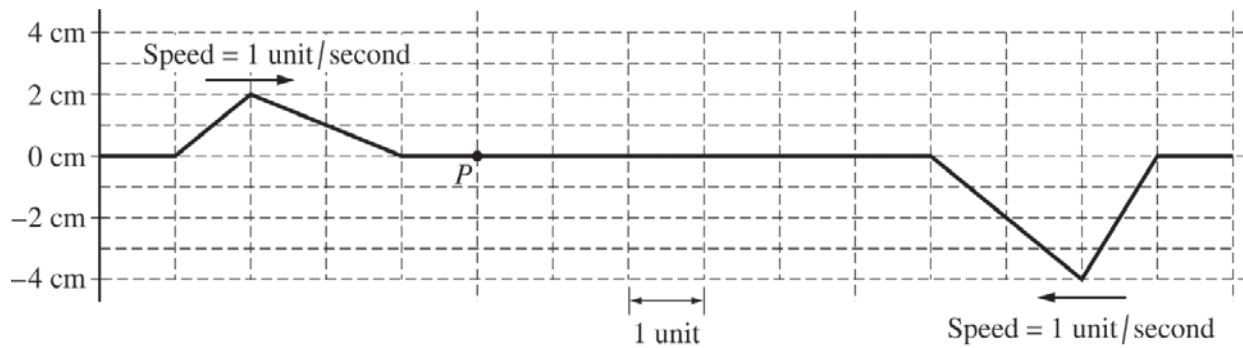
Briefly explain your reasoning without manipulating equations.

ii. Which block, if either, hits the floor first?

___ Block 1 ___ Block 2 ___ The two blocks hit the floor at the same time.

Briefly explain your reasoning without manipulating equations.

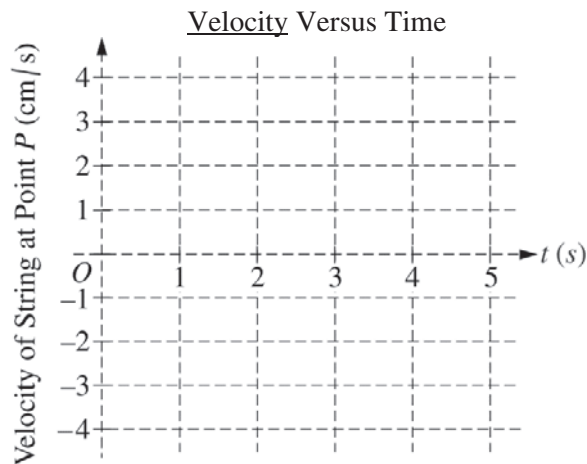
2017 AP[®] PHYSICS 1 FREE-RESPONSE QUESTIONS



5. (7 points, suggested time 13 minutes)

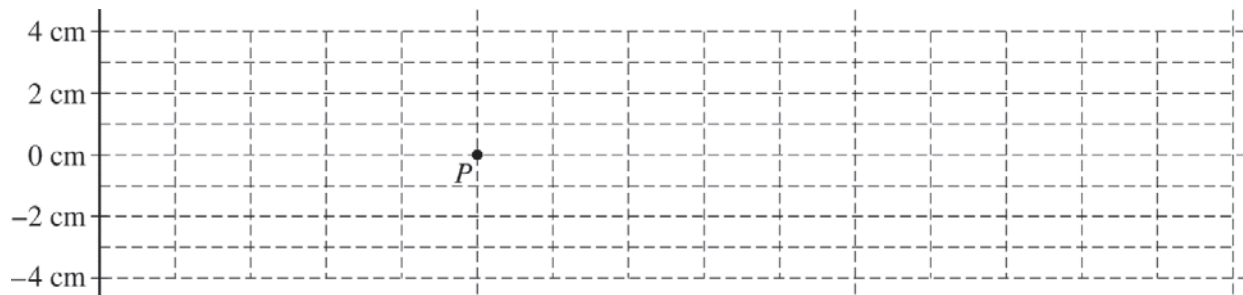
Two wave pulses are traveling in opposite directions on a string. The shape of the string at $t = 0$ is shown above. Each pulse is moving with a speed of one unit per second in the direction indicated.

- (a) Between time $t = 0$ and $t = 5$ seconds, the entire left-hand pulse approaches and moves beyond point P on the string. On the coordinate axes below, plot the velocity of the piece of string located at point P as a function of time between $t = 0$ and $t = 5$ seconds.



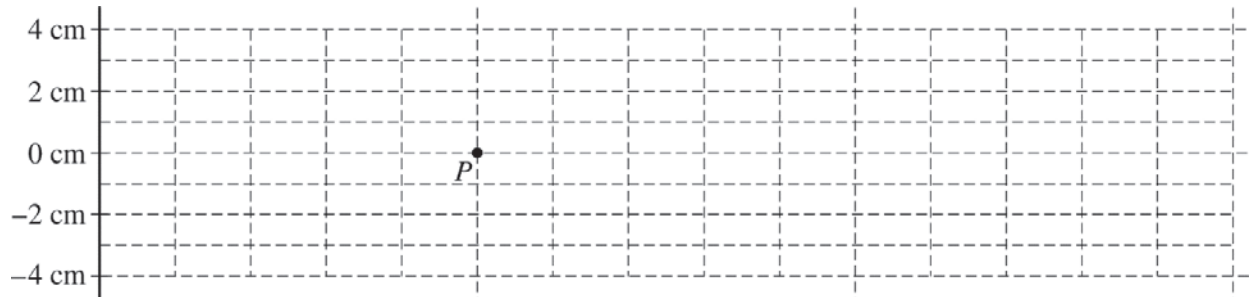
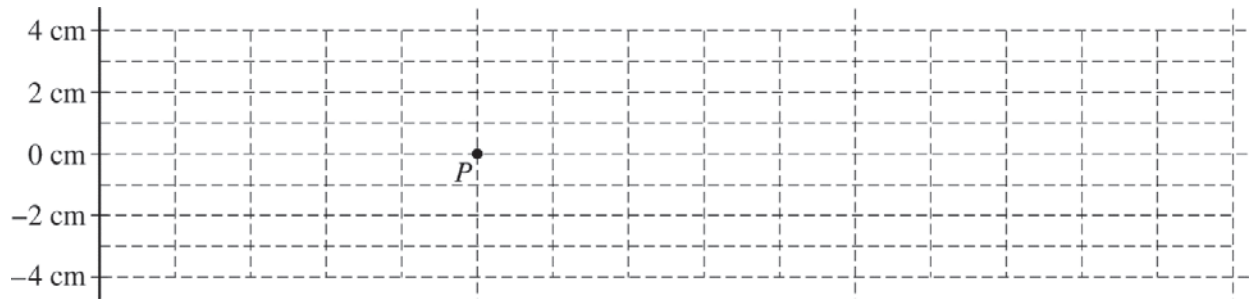
- (b) At $t = 5$ s, the pulses completely overlap. On the grid provided below, sketch the shape of the entire string at $t = 5$ s.

Note: Do any scratch (practice) work on the grids on the following page. You will only be graded for the sketch made on the grid on this page.



2017 AP[®] PHYSICS 1 FREE-RESPONSE QUESTIONS

The grids below are provided for scratch work only. Sketches made below will NOT be graded.



STOP

END OF EXAM